











# EvergreenHealth Medical Center Campus

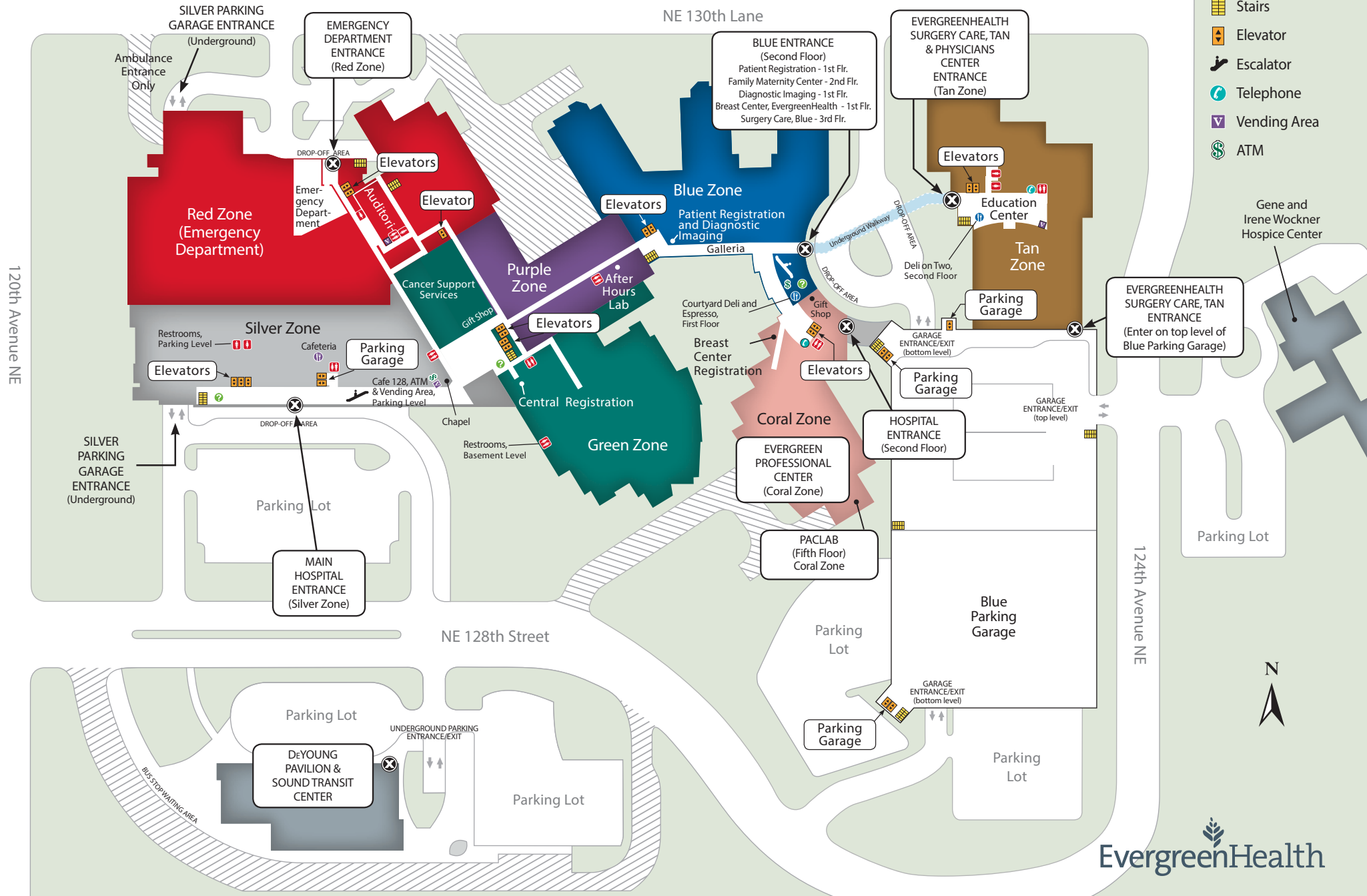
General Information: 425.899.1000

EvergreenHealth Nurse Navigator & Healthline: 425.899.3000

www.evergreenhealth.com

## LEGEND

-  Building Entrance
-  Information Desk
-  Cafeteria/Deli
-  Restroom
-  Stairs
-  Elevator
-  Escalator
-  Telephone
-  Vending Area
-  ATM



# EvergreenHealth Medical Center

12040 NE 128th Street | Kirkland, WA 98034

## DIRECTIONS

EvergreenHealth Medical Center is conveniently located just off I-405 in the Totem Lake area (north Kirkland). Free parking is available in two parking garages.

### Northbound on 1-405

Take the NE 124th Street/Totem Lake Boulevard Exit (20B); stay to the right and follow the Totem Lake Boulevard Exit. Proceed straight from the stoplight, up the hill to NE 128th Street. Follow the signs to the appropriate parking garage.

### Southbound on 1-405

Take the NE 124th Street Exit (20) and turn right onto NE 124th Street; turn right onto 116th Avenue NE. Proceed up the hill, turn right onto NE 128th Street and pass over I-405. Go straight past Totem Lake Boulevard to the 120th Avenue NE intersection. Follow the signs to the appropriate parking garage.

**Blue Parking Garage:** Follow the signs to the **Blue Entrance** and park in the Blue Parking Garage if your destination is the Blue Zone (patient registration and Family Maternity Center), the Tan Zone (Evergreen Surgery and Physicians Center, Evergreen Surgical Center and Education Center) or the Coral Zone (Evergreen Professional Center and the pharmacy).

Use the Blue Elevators for patient registration, Family Maternity Center, Evergreen Professional Center and the pharmacy. Use the Tan Elevator for the Evergreen Surgery and Physicians Center, Evergreen Surgical Center and the Education Center.

**Silver Parking Garage:** Follow the signs to the **Main Entrance** and park in the Silver Parking Garage if your destination is the Silver Zone or the Red Zone (Emergency Department). Level P1 is designated as Emergency Department parking only. All other visitors can park on levels P2 or P3.

